


Series VF5000

Manifold Specifications



VV5F5-21



VV5F5-20

Manifold Specifications

Manifold type	B mount (Single base type)
Exhaust port type	Common EXH
Max. number of stations*	10 (15 for 21 type w/side block)

* For more than 5 stations for type 20 and 40 or more than 8 station for type 21, supply air from both sides of supply (P) port and exhaust air from both sides of exhaust (R) port.

Manifold base model	R (EXH) ⁽¹⁾ port type	Piping/Port location			Port size Rc			Applicable ⁽²⁾ valves model
		P	R	A, B	P	R	A, B	
VV5F5-20	Common	Side Base	Side Base	Top Valve	3/8	3/8	1/4 3/8	VF5□20
VV5F5-21	Common	Side Side block	Side Side block	Top Valve	1/2	1/2	1/4 3/8	
VV5F5-40*	Common	Side Base	Side Base	Bottom Base	3/8	3/8	1/4	VF5□44

* Its flow characteristics is 80% of that with sub-plate.

Note 1) P (SUP) port is all common.

Note 2) Model number for valve unit is that for application manifold.

Option

Description	Part no.	Applicable manifold model
Individual EXH spacer assembly ^{Note)}	DXT156-20-1A	VV5F5-20/21
	DXT156-20-3A	VV5F5-40
Blanking plate assembly	DXT156-19-1A	VV5F5-20/21
	DXT156-19-2A	VV5F5-40

Note) Spacer is used when it is necessary to exhaust from certain valves individually.

How to Order Manifold

Instruct by specifying the valves and blanking plate assembly to be mounted on the manifold along with the manifold base model no.

(Example) VV5F5-20-051..... 1 pc. (Manifold base)

*VF5120-1G-03.....2 pcs. (Valve)

*VF5220-1G-03.....2 pcs. (Valve)

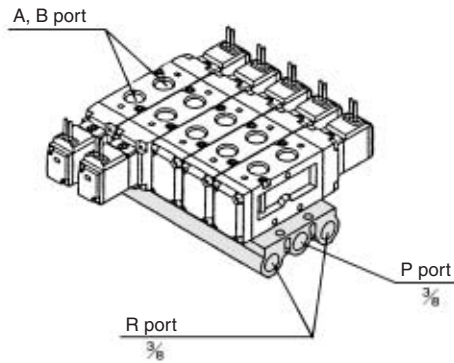
*DXT156-19-1A.....1 pc. (Blanking plate assembly)

The asterisk denotes the symbol for assembly. Prefix it to the part nos. of the solenoid valve, etc.

5 Port Pilot Operated Solenoid Valve Rubber Seal Series VF5000

B Mount (Integrated type)

Top ported/Common EXH type Type 20

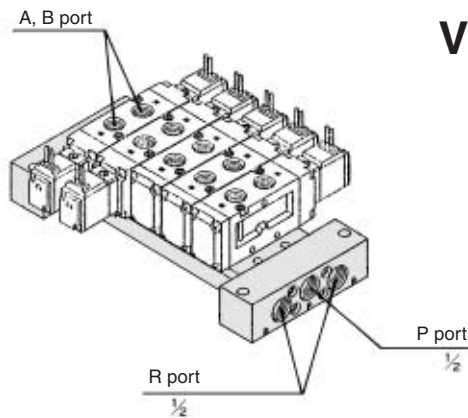


VV5F5 - 20 - 05 1

Stations	
02	2 stations
:	:
10	10 stations

Applicable solenoid valve
VF5□20-□□□□- $\frac{02}{03}$ □
Applicable individual EXH spacer assembly
DXT156-20-1A
Applicable blanking plate assembly
DXT156-19-1A

Top ported/Common EXH type Type 21

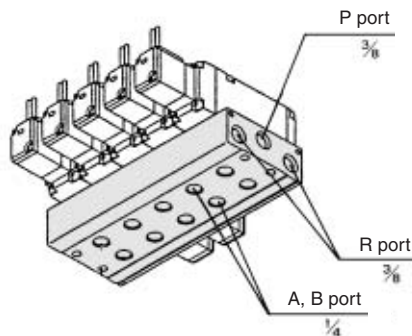


VV5F5 - 21 - 05 1

Stations	
02	2 stations
:	:
15	15 stations

Applicable solenoid valve
VF5□20-□□□□- $\frac{02}{03}$ □
Applicable individual EXH spacer assembly
DXT156-20-1A
Applicable blanking plate assembly
DXT156-19-1A

Bottom ported/Common EXH type Type 40



VV5F5 - 40 - 05 2 - 02

Stations	
02	2 stations
:	:
10	10 stations

Applicable solenoid valve
VF5□44-□□□□
Applicable individual EXH spacer assembly
DXT156-20-3A
Applicable blanking plate assembly
DXT156-19-2A

VK

VZ

VF

VFR

VP4

VZS

VFS

VS4

VQ7

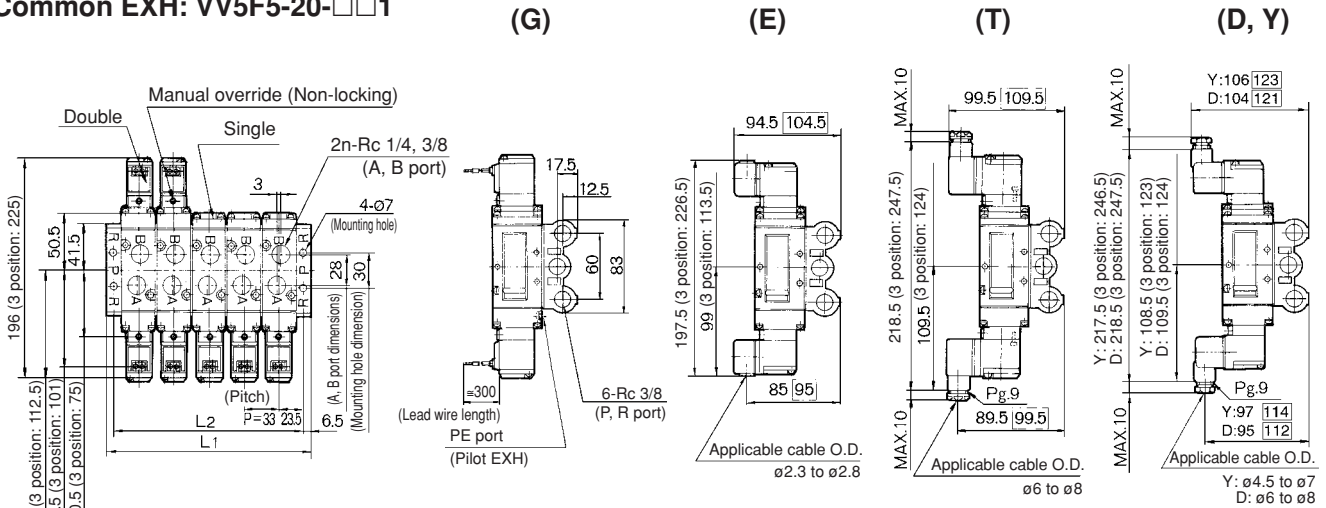
EVS

VFN

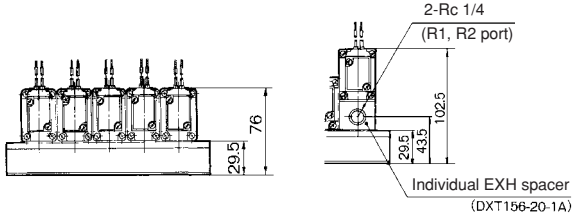
Series VF5000

Common EXH: VV5F5-20, VV5F5-21

Common EXH: VV5F5-20-□□1



Individual EXH spacer assembly



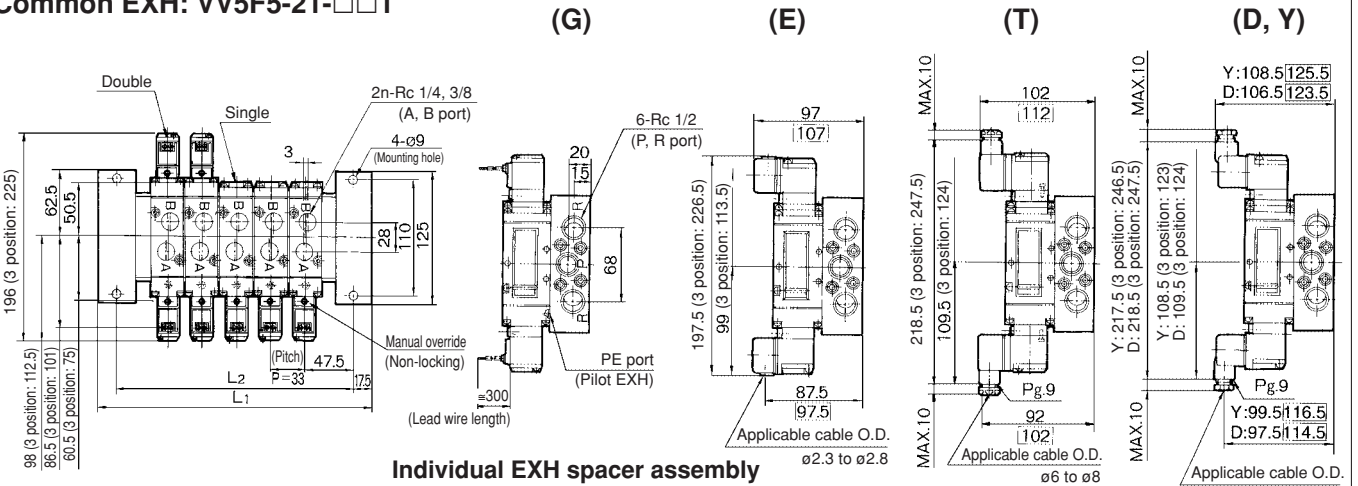
L Dimension

L	n	n: Stations								
		2	3	4	5	6	7	8	9	10
L ₁		93	126	159	192	225	258	291	324	357
L ₂		80	113	146	179	212	245	278	311	344

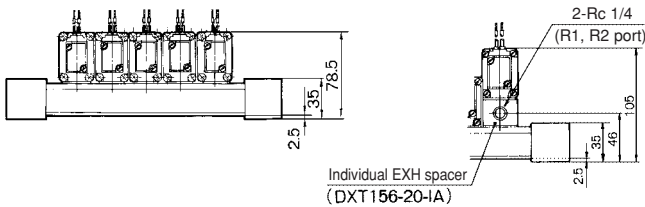


□ : With light/surge voltage suppressor

Common EXH: VV5F5-21-□□1



Individual EXH spacer assembly



L Dimension

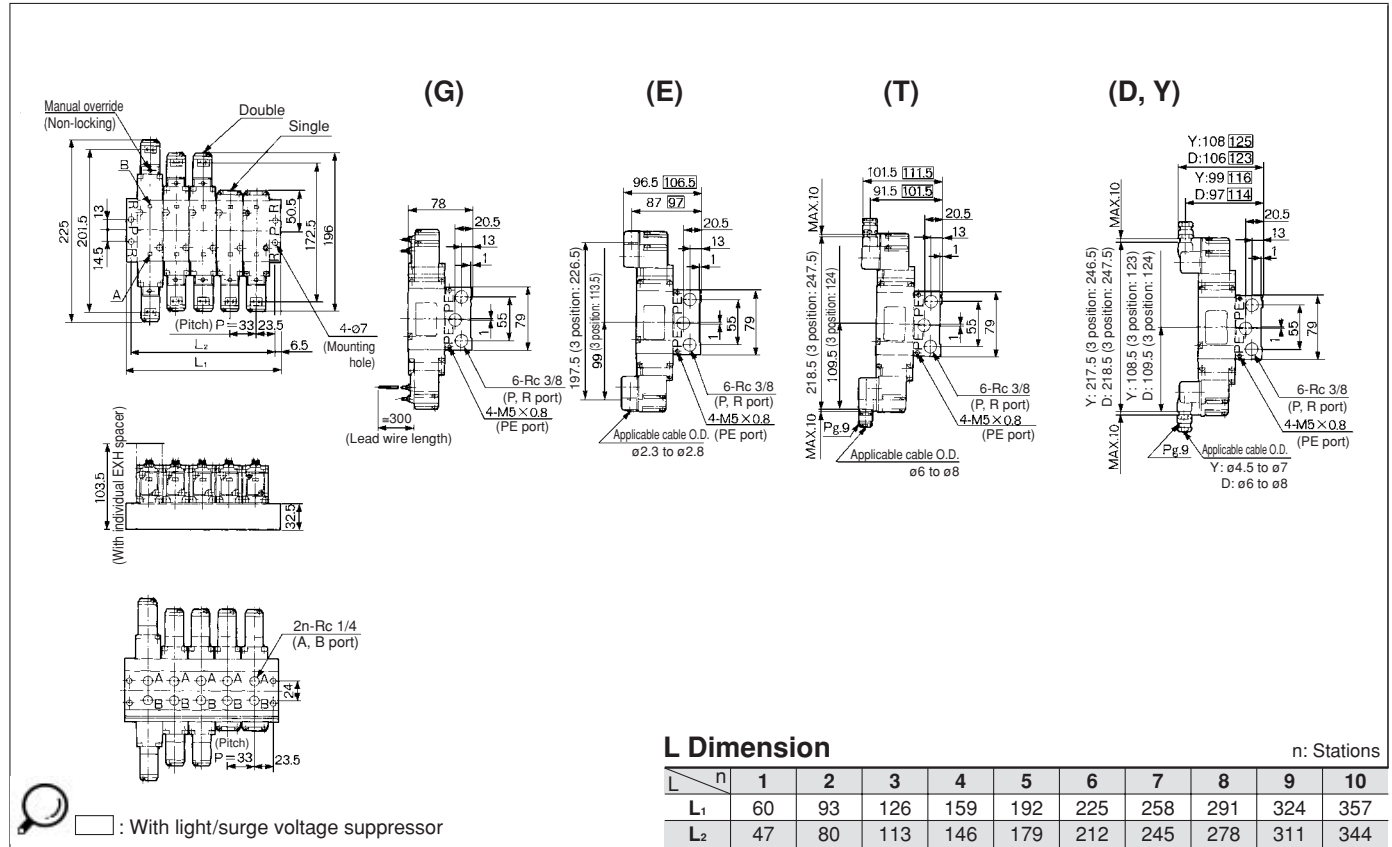
L	n	n: Stations													
		2	3	4	5	6	7	8	9	10	11	12	13	14	15
L ₁		163	196	229	262	295	328	361	394	427	460	493	526	559	592
L ₂		128	161	194	227	260	293	326	359	392	425	458	491	524	557



□ : With light/surge voltage suppressor

5 Port Pilot Operated Solenoid Valve Rubber Seal Series VF5000

Common EXH: VV5F5-40



- VK
- VZ
- VF**
- VFR
- VP4
- VZS
- VFS
- VS4
- VQ7
- EVS
- VFN