

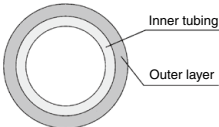
Flame Resistant (Equivalent to UL-94 Standard V-0) FR Double Layer Tubing

TRB Series



Suitable for air and water piping in environments where sparks from spot welders, etc., may be a problem.

Double layer design using flame resistant resin (equivalent to UL-94 Standard V-0) for outer layer.



Sectional view of FR double layer tubing

Model

● — 20 m roll □ — 100 m reel

Model	TRB0604	TRB0806	TRB1075	TRB1209
Inner tubing O.D. (mm)	6	8	10	12
Inner tubing I.D. (mm)	4	6	7.5	9
Outer layer thickness (mm)	1	1	1	1
External layer color <small>(Note)</small>	Black (B)	●	●	●
	White (W)	●	●	●
	Red (R)	●	●	●
	Blue (BU)	●	●	●
	Yellow (Y)	●	●	●
	Green (G)	●	●	●
Min. bending radius (mm)	15	28	35	45

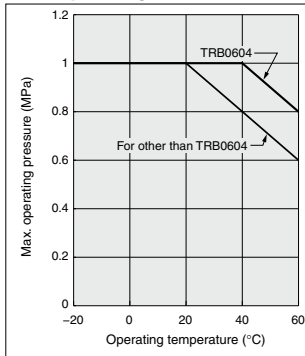
Specifications

Fluid		Air/Water			
Max. operating pressure (MPa)	20°C	1.0	1.0	1.0	1.0
	40°C	1.0	0.8	0.8	0.8
	60°C	0.8	0.6	0.6	0.6
Operating vacuum pressure (kPa)	<small>(Note 2)</small>	-101.3			
Recommended fittings		FR One-touch fittings: KR-W2 series			
Ambient and fluid temperature		-20 to 60°C (Water: 0 to 60°C) (No freezing)			
Material	Inner tubing	Nylon 12			
	Outer layer	PVC (Equivalent to UL-94 Standard V-0)			

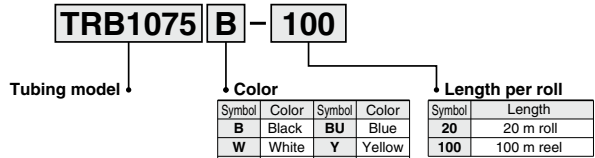
Note 1) The color of all inner tubing is black.

Note 2) The operating vacuum pressure varies depending on the applicable fitting, so refer to the fitting specifications for details.

Max. Operating Pressure



How to Order



Note) The color of the outer layer of all tubing is opaque.

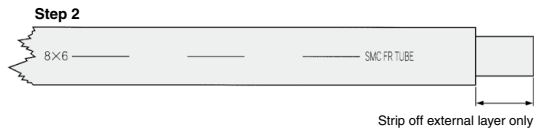
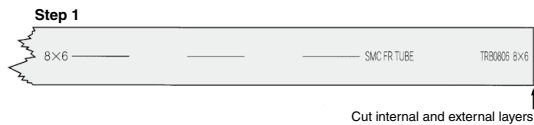
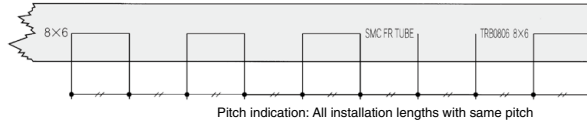
Only black is available for the tubing with improved weather resistance.

Details on products with improved weather resistance can be found [here](#).



Installation on One-touch Fittings**⚠ Caution**

Length of tubing to be inserted into One-touch fittings is indicated on the outer layer of TRB tubing. Cut the tube according to this indication, (Step 1) and then strip off the outer layer (Step 2) for installing into fittings.

**⚠ Precautions**

Be sure to read this before handling the products.

Refer to page 11 for safety instructions and pages 14 to 18 for fittings and tubing precautions.

⚠ Caution

1. Applicable for general industrial water. Please consult with SMC if using for the other kind of fluid. Also, the surge voltage pressure must be under the maximum operating pressure.
If the surge pressure exceeds the maximum operating pressure, it will result in damage to fittings and tubing.
2. Abnormal temperature rise caused by adiabatic compression may result in the tube bursting.